



Statement of Comprehensive Income (amounts expressed in Euro)		
	Note	31.12.2020
Sales revenue		319 251
Cost of sales		78 134
Gross profit		241 117
Other income		
Distribution costs	1,15	123
Administrative expenses		62 324
Other expenses	1,14	13 977
	1,15	-
Earnings/(loss) before taxes, financing and investing results (EBIT)		164 939
Finance income		
Finance expenses		
Profit/(loss) before income tax	1,16	3 710
		161 229
Income tax expense		
Profit/(loss) net of tax (A)	1,17	2 449
		158 780
Other comprehensive income		
Amounts to be subsequently reclassified in the income statement		
Exchange differences arising from translation of foreign operations		
Other comprehensive income/(expense) net of tax (B)		
TOTAL COMPREHENSIVE INCOME NET OF TAX (A+B)		158 780
Profit net of tax attributable to:		
Owners of the parent		
Non controlling interests		
Total comprehensive income attributable to:		
Owners of the parent		
Non controlling interests		
Basic and diluted earnings per share (in €)		
Basic		
Diluted		
Proposed dividend per share		
Summary of year's results		
Earnings/(loss) before taxes, financing and investing results and depreciation-amortisation (EBITDA)		166 282
Earnings/(loss) before taxes, financing and investing results (EBIT)		164 939

Prepared by:  Vesela Valcheva - Eurofast Global EOOD

Managing Director:  Antonios N. Kotzamanidis - Entersoft Bulgaria EOOD

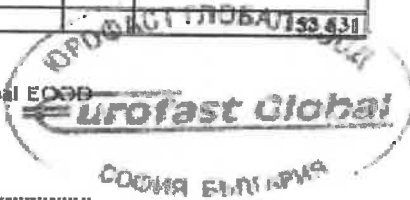
Date: 12.03.2021



ENTERSOFT BULGARIA EOOD
UIN:200306173

Statement of Financial (amounts expressed in Euro)		
	Note	31.12.2020
ASSETS		
Non-current assets		
Property, plant and equipment	1.1	1 356
Intangible assets	1.2	
Deferred tax assets	1.3	
Other non-current assets	1.4	1 225
Current assets		
Trade and other receivables	1.5	102 768
Other receivables	1.6	1 540
Other current assets	1.7	-
Cash and cash equivalents	1.8	46 642
Total Assets		153 531
LIABILITIES		
Equity & Liabilities		
Equity		
Share capital	1.9	100 000
Share premium		
Reserves	1.10	-1 773
Total Equity		98 227
Liabilities		
Non-current liabilities		
Deferred tax liabilities		
Retirement benefit obligations		
Other non-current liabilities	1.11	
Other provisions (unused paid leave)		3 325
Total non-current liabilities		3 325
Current liabilities		
Trade and other payables	1.12	1 568
Current income tax liabilities		813
Other current tax liabilities		6 401
Other current liabilities	1.13	83 233
Total current liabilities		93 077
Total Liabilities		96 302
Total Equity and Liabilities		153 531

Prepared by: *VS*
 Vesela Valcheva - Eurofast Global EOOD



Managing Director:
 Antonios N. Katsamanidis - Entersoft Bulgaria EOOD


Date: 13.03.2021



Statement of Cash Flows of Parent and the Group (amounts expressed in Euro)

Indirect method	31.12.2020
Cash Flows from operating activities	
Profit/(loss) before taxes	161 227
Plus/less adjustments for:	
Depreciation and amortisation	547
Provisions (impairment) of receivables	4041
Provisions (accrued unused paid leave)	120
Impairment of goodwill of subsidiaries	
Depreciation of intangible fixed assets	
Results (income, expenses, profit and losses) from investing activities	
Interest expense and similar charges	2 540
Plus/Less adjustments of working capital in net cash or related to operating activities:	
Decrease/(increase) of receivables	-53 249
(Decrease)/increase of payable accounts (except banks and taxes)	116 581
(Decrease)/increase of tax liabilities	354
Less:	
Interest expense and similar charges paid	-1 636
Income tax paid	
Net cash generated from Operating Activities (a)	-1 465
Cash flows from Investing Activities	
Purchase of PPE and intangible assets	-1 203
Increase/decrease of other non-current receivables	
Interest received	
Dividends received	
Increase/decrease of non-current liabilities (except loans)	
Net cash used in Investing Activities (b)	-1 103
Cash flows from Financing Activities	
Dividend distribution	
Proceeds from S.C. return of subsidiary	
Lease liability principal payments (Finance lease payments)	
Share capital increase expenses recognised directly in equity	
Increase/decrease of short-term borrowings	
Net cash used in Financing Activities (c)	-
Net increase/(decrease) in cash and cash equivalents (a) + (b) + (c)	-2 568
Cash and cash equivalents at beginning of period	49 210
Cash and cash equivalents at end of period	46 642

Prepared by: 
 Vesela Vatcheva - Eurofast Global EOOD



Managing Director: 
 Antonios N. Ketzanaridis - Entersoft Bulgaria EOOD

Date: 12.03.2021




Statement of Changes in Equity of the Parent and the Group amounts expressed in Euro

The Company (Amounts in €)	Share capital	Share premium	Other reserves	Retained earnings	Total Equity
Balance at 1 January 2020	100 000	.	.	-200 549	-100 549
Reserves set up					
S.C. increase expenses recognized directly in equity					
Dividend distribution					
Total transactions with equity holders					
Net income/(expense) for the year (a)	.	.	.	158 778	158 778
Other comprehensive income/(expense) for the year net of tax (b)					
Total comprehensive income (a) + (b)					
Balance at 31 December 2020	100 000	.	.	-41 771	58 229

Prepared by: 
 Vesela Vaicheva - Eurofast Global EOOD

Managing Director
 Antonos N. Kotzamanidis - Entersoft Bulgaria EOOD

Date: 12.03.2021



Note 1.1 Property, plant and equipment

Net book amount at 31 December 2019				1,596	1,596
Additions				1,103	1,103
Finance lease (leasing)					-
Right of use assets at 1.1.2020					-
Additions of Right of use assets 1.1.2020- 31.12.2020					-
Disposals / Damages					-
Depreciation				1,343	1,343
Depreciation on right of use assets					
Net book amount at 31 December 2020	-	-	-	1,356	1,356



Note 1.4 Other non-current assets

	31.12.2020
Rental guarantees for buildings	900
Rental guarantees for cars	274
Other guarantees	51
Total	1,225



Note 1.5 Trade and other receivables

	31.12.2020
Trade debtors	169,461
Debit supplier balances	
Cheques receivable (in portfolio)	
Cheques receivable transferred to Banks	
Notes receivable	
Less: Total impairment of receivables	-66,693
Net Trade Receivables	102,768



Note 1.6 Other receivables

	31.12.2020
Sundry debtors	
Greek State	
Advance payment of income tax	
Blocked deposits	
Receivables from Subsidiaries	
Other receivables	1,540
Net receivables - Debtors	1,540



Note 1.8 Cash and cash equivalents

	31.12.2020
Cash on hand	278
Current deposits in Euro	46,364
Current deposits in foreign currency	
Total	46,642



Note 1.12 Trade and other payables

	31.12.2020
Suppliers	1,568
Cheques payable (Post-dated)	
Advances due to trade debtors	
Total	1,568



Note 1.13 Other current liabilities

	31.12.2020
Social security organisations	
Liability from right of use contract up to 31.12.2020	
Loan and interest with parent company	82,586
Other payables	649
Total	83,235



Note 1.14 Analysis of expenses by function

al expenses for the years ended 31/12/2020 and 31/12/2019 are analysed as follows:

	31.12.2020
Expense Category	
Personnel costs and expenses	89,663
Third party fees	38,190
Third party services	15,639
Taxes and duties	0
Other sundry expenses	5,559
Provisions	4,041
Depreciation of fixed assets	1,343
Total	154,435

ve total expenses of the Group and the Company were allocated as follows:

	31.12.2020
Cost of sales	78,134
Distribution costs	62,324
Administrative expenses	13,977
Total	154,435



Note 1.15 Other operating income and expenses

	31.12.2020
Other operating income	
Income from services to third parties	
Grants received	
Rental income	
Other	123
Total	



Note 1.16 Finance income and expenses

	31.12.2020
Finance income	
Dividend income	
Accrued interest	
Valuation gain	
Total	

	31.12.2020
Finance expenses	
Bank charges (current account and overdrafts)	
Valuation loss	
Interest expense	2,550
Other finance expenses	1,160
Total	3,710



Note 1.17 Income tax

The income tax of the Group and the Company is analysed as follows:

	31.12.2020
Current Income tax	2449
Deferred tax	0
Total	2449

	31.12.2020		
	Offset balance	Expenses	Income
Intangible assets			
Receivables			
Other			
Employee benefits			
Total			



Note 1.18 Payroll costs

	31.12.2020
Amounts in Euro	
Salaries, wages and allowances	80,499
Social security organisations	9,164
Severance pay	
Other employee benefits	
Total	89,663

